



## FORD COMPONENT SALES

# 6.7L4V HPCR V8 Service Engine

### Technical Specifications

Engine Type: Power Stroke  
V8 Diesel

Block/ Head: Iron(CGI)/  
Aluminium

Bore x Stroke (mm)  
99mm x 108mm

Displacement (litres / cu. in):  
6.7/409

Compression Ratio: 15.2:1

Fuel Injection:  
Direct Injection

Valve Operation: Push Rod/  
Rocker arms


Power: (HP@RPM)  
270 @ 2400rpm/  
300@2500rpm/ 330 @  
2600rpm

Torque: (lb-tf @RPM)  
675 @ 1600/ 700@1800/  
725@1800

Oil Capacity / Spec:  
14.2L/SAE 10W-30

Weight(kg):  
425

Dimensions (mm) H x W x L:  
1128.10 x 846.44 x 857.18



[fordcomponentsales](http://fordcomponentsales.com)

Dunton Technical Centre,  
Arterial Road, Laindon, Essex, SS15 6EE

 [fcseuqry@ford.com](mailto:fcseuqry@ford.com)



# 6.7L 4V HPCR V8 Service Engine

## Key Features & Benefits:

Compacted graphite iron (CGI) deep-skirt engine block and aluminum cylinder heads help reduce weight while maintaining maximum strength for the horsepower and torque capacity of the Power Stroke V8

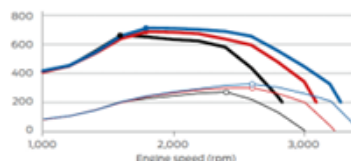
4 valves per cylinder

Turbocharger



6.7L Power Stroke V8 Turbo Diesel

Horsepower		Torque	
● 330 @ 2,600 rpm		● 725 lb.-ft. @ 1,800 rpm	
● 300 @ 2,500 rpm		● 700 lb.-ft. @ 1,800 rpm	
● 270 @ 2,400 rpm		● 675 lb.-ft. @ 1,600 rpm	



Specifications, features, and benefits applicable to engines and transmissions are based on Ford products, and may vary with different applications. Pictures and details shown are for illustrative purposes only (actual product may vary). Additionally, the availability of the product(s) described herein may vary. Contact Ford Component Sales, for details. Please note powercurves are valid at time of publication