



FORD COMPONENT SALES

2.0L Panther Service Engine 120ps

Technical Specifications

Engine Type: Inline 4 Cylinder
EcoBlue Turbo Diesel

Block / Head:
Cast Iron / Aluminium

Bore x Stroke (mm):
84.01 / 90.03

Number of Valves: 16

Displacement (litres / cu. in):
2.0L - 1996 cc

Firing Order: 1-3-4-2

Compression Ratio: 16.5:1

Fuel Injection: High Pressure
Direct Fuel Injection with 8 hole
piezo injectors

Valve Operation: 16-Valve
DOHC layout


Power (PS @ RPM)
77KW(120PS) @ 3500

Torque (Nm @ RPM)
385 Nm / 1500 - 2000

Oil Capacity / Spec:
8.3L / SAE 0W-30

Weight (kg.): 128 (approx)

Dimensions (mm) H x W x L:
687 x 541 x 469



[fordcomponentsales](http://fordcomponentsales.com)

2.0L Panther Service Engine 120ps

Key Features & Benefits

Compact high strength cast iron Block & Advanced Aluminium Head

Moulded acoustic cover for cylinder head



Downsized 2.0 litre design with optimised bore/stroke ratio

Belt-in-oil camshaft and oil pump drive belts

Optimised valve-train and camshaft module

Advanced low-inertia design for increased low end torque

Euro Stage 6 emission level



Specifications, features, and benefits applicable to engines and transmissions are based on Ford products, and may vary with different applications. Pictures and details shown are for illustrative purposes only (actual product may vary). Additionally, the availability of the product(s) described herein may vary. Contact Ford Component Sales, for details. Please note powercurves are valid at time of publication