



FORD COMPONENT SALES

1.5L Dragon GTDI Engine

Technical Specifications

Engine Type: 3-cyl., Inline,
Turbocharged, Petrol

Block / Head: Aluminium /
Aluminium

Bore x Stroke (in): 3.1 x 3.54 /
84x90mm

Number of Valves: 12

Displacement (litres / cu. in): 1.5L -
1497

Firing Order: 1-2-3

Compression Ratio: 11 : 1

Fuel Injection: High pressure direct
fuel injection with 6 hole Injectors

Valve Operation: DOHC with 4
valves per cylinder


Power (PS @ RPM):
150Kw (200PS) @ 6000

Torque: 290Nm (210 lbf-ft) / 1600 -
4000 rpm

Oil Capacity / Spec:
5.60 Qts. / GF-4 SAE 5W-20

Weight (lbs.): 261.60
(Engine as shipped)

Dimensions (mm) H x W x L: 550 x
730 x 630



[fordcomponentsales](http://fordcomponentsales.com)

Dunton Technical Centre,
Arterial Road, Laindon, Essex, SS15 6EE

 fcseuqry@ford.com

1.5L Dragon GTDI Engine

Key Features & Benefits

Aluminium engine cylinder block & head help contribute to low vehicle weight.

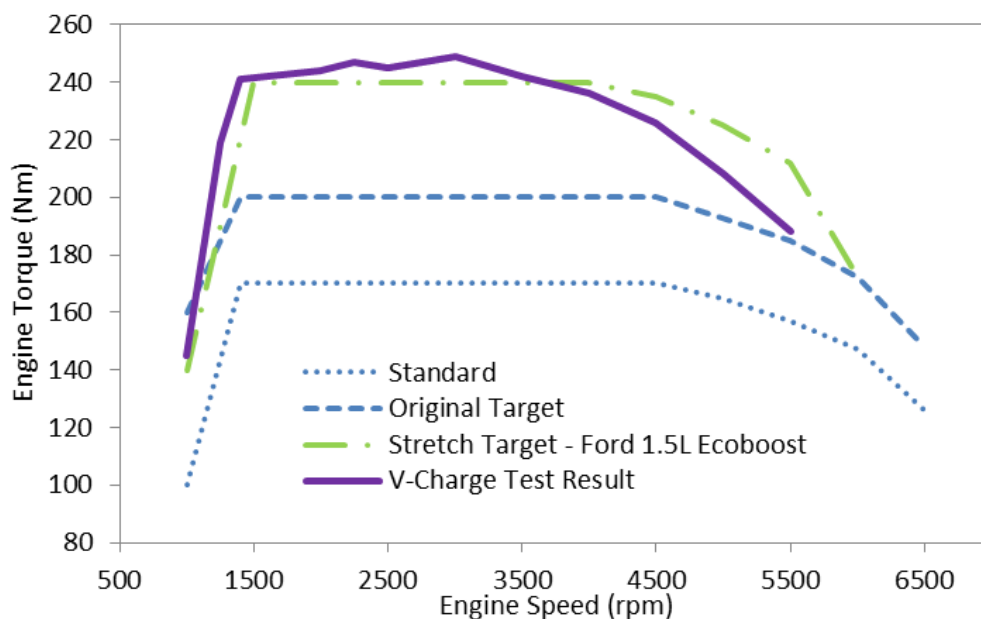

Integrated Exhaust Manifold

Low inertia mixed flow
Turbocharger

Combines both Port fuel
injection and direct fuel
injection

Camshafts driven by timing
belt.

Engine is available with cylinder
deactivation technology



Specifications, features, and benefits applicable to engines and transmissions are based on Ford products, and may vary with different applications. Pictures and details shown are for illustrative purposes only (actual product may vary). Additionally, the availability of the product(s) described herein may vary. Contact Ford Component Sales, for details.