

TRANSIT

MINIBUS



For efficient, safe, and comfortable passenger transport, the Ford Transit Minibus is the ideal solution.



LEADER



TREND



LIMITED

SELECT

SERIES

LEADER

Key exterior features

- Halogen projector headlights with LED daytime running lights
- Passenger’s sliding side load door with power step
- Tinted glass
- Front rain-sensing wipers
- Second row driver’s side sliding window
- Power side step
- Dual power heated signal mirrors
- Power fold mirrors
- Front fog lamps
- Center High-Mounted LED Downlight
- Electric Windshield Defroster
- Front and Rear parking sensors

- Reverse brake assist

Key interior features

- SYNC 4 12" touchscreen display with DAB radio, wireless smartphone connection, 5G modem, six speakers and Emergency Assistance*
- Day/night rear-view mirror
- Pre-Collision Assist with Intersection Assist
- Rear courtesy lights with theatre-style dimming and map-reading lights
- Heated rear windows
- Blind spot information system
- Navigation centre
- 360 camera
- Speed sign recognition


- Adaptive cruise control
- Driver’s 4-way seat adjustment
- Single passenger seat

Engines

Diesel – 2.0L Ford EcoBlue

- 130 PS (96 kW)
- 165 PS (121 kW)
- 165 PS (121 kW) automatic

*Ford Emergency Assistance is an innovative SYNC feature that uses a Bluetooth®-paired and connected mobile phone to help vehicle occupants initiate a direct call to the local Communications Centre, following a vehicle crash event involving an airbag deployment or fuel pump shut off. The feature operates in more than 40 European countries and regions.



SELECT

SERIES

TREND

Key exterior features

- 16" steel wheels with full wheel covers (L2 and L3 standard)
- Rear privacy glass

Key interior features

- SYNC 4 12" touchscreen display with DAB radio, wireless smartphone connection, 5G modem, six speakers and Emergency Assistance*
- Locking glovebox
- Rear air conditioning
- Auto Start-Stop system


- Driver's 4-way seat adjustment with lumbar support
- Single passenger seat
- Automatic Air Conditioner
- Rear Seat Climate Control
- PTC Heater
- Locking Lid Glove Box
- Keyless Start

Engines

Diesel – 2.0L Ford EcoBlue

- 130 PS (96 kW)
- 165 PS (121 kW)
- 165 PS (121 kW) automatic

*Ford Emergency Assistance is an innovative SYNC feature that uses a Bluetooth®-paired and connected mobile phone to help vehicle occupants initiate a direct call to the local Communications Centre, following a vehicle crash event involving an airbag deployment or fuel pump shut off. The feature operates in more than 40 European countries and regions.



SELECT

SERIES

LIMITED

Key exterior features

- 16" 5x2-spoke alloy wheels (L2 and L3 standard)
- Chrome front grille surround
- Body colour upper and lower front bumper
- High Intensity Discharge Headlamps
- Static Bending Headlamps

Key interior features

- SYNC 4 12" touchscreen display with DAB radio, wireless smartphone connection, 5G modem, six speakers and Emergency Assistance*
- Interior chrome detailing
- Driver's 4-way seat adjustment with lumbar support
- Single passenger seat
- Leather Gear Shift Knob


Engines

Diesel – 2.0L Ford EcoBlue

165 PS (121 kW)

165 PS (121 kW) automatic

*Ford Emergency Assistance is an innovative SYNC feature that uses a Bluetooth®-paired and connected mobile phone to help vehicle occupants initiate a direct call to the local Communications Centre, following a vehicle crash event involving an airbag deployment or fuel pump shut off. The feature operates in more than 40 European countries and regions.



CUSTOMISE

COLOURS

Make a lasting impression with the Ford Transit Minibus.



Grey Matter
Premium body colour



Blazer Blue
Solid body colour



Agate Black
Metallic body colour*



Magnetic
Metallic body colour*



Frozen White
Solid body colour



Chrome Blue
Metallic body colour*




Moondust Silver
Metallic body colour*




Race Red
Solid body colour

Note The vehicle images used are to illustrate body colours only and may not reflect current specification or product availability in certain markets. Colours and trims reproduced within this publication may vary from the actual colours, due to the limitations and variety of viewing options used.
*Metallic body colours are options, at extra cost. Please speak to your Transit Centre for more details.



Quadrant City in Dark Palazzo Grey/City in Ebony
Standard on Leader



Capitol in Ebony/City in Ebony
Standard on Trend and Limited



Crosshatch on Salerno in Dark Palazzo Grey/Salerno Sensico® in Ebony
Option on Leader and Trend

Note Sensico® is a Ford EU trademark for premium synthetic upholstery developed for automotive interiors. As a vegan furnishing, it combines a luxury, soft feel, is durable and looks great. It is easy to clean and protected against stains and odour. With a high-quality appearance Sensico® feels not only great sitting on during a long journey but it is also good for your conscience since it is not animal based. It is the peace of mind design for modern, aspiring car drivers.

SPECIFICATIONS

MINIBUS DIMENSIONS

	11/12-seat L2 H2 RWD	14/15-seat L3 H2 RWD	L3 H3 RWD	17/18-seat L4 H3 RWD
DIMENSIONS (MM)				
Overall length	5531	5981	5981	6704
Overall width (with/without mirrors)	2474/2059	2474/2059	2474/2059	2474/2126
Overall height*	2420-2484	2438-2528	2677-2764	2668-2757
Wheelbase	3300	3750	3750	3750
Front of vehicle to front wheel centre	1023	1023	1023	1023
Rear of vehicle to rear wheel centre	1208	1208	1208	1931
Side door entry width	1200	1200	1200	1200
Side door entry height	1564	1564	1564	1564
Rear door entry width	1520	1520	1520	1520
Rear door entry height	1597	1597	1836	1836
Internal height	1718	1718	1955	1955
Space between wheel arches (SRW/DRW)	1364/—	1364/—	1364/—	—/1140
Luggage space length at floor/top of seat	300/569	74/382	74/382	23/285
Luggage space width at floor	1749	1749	1749	1749
TURNING CIRCLE (M)				
Kerb to kerb with 16" wheels	11.9	13.3	13.3	13.3

All dimensions (shown in mm) are subject to manufacturing tolerances and refer to minimum specification models and do not include additional equipment. *Height dimensions show the range from minimum to maximum of a fully laden, lowest payload vehicle to unladen highest payload vehicle. **L2** = Medium wheelbase (only available in UK), **L3** = Long wheelbase, **L4** = Long wheelbase extended length. **H2** = Medium Roof, **H3** = High Roof. **RWD** = Rear-wheel drive. **SRW** = Single rear wheels, **DRW** = Dual rear wheels.

MODEL AVAILABILITY

	350 L2 H2	410 L3 H2	410 L3 H3	460 L4 H3
RWD				
2.0L TDCi Ford EcoBlue 130 PS (96 kW) Stage 6 HDT 6-speed manual	Available	Available	Available	Available
2.0L TDCi Ford EcoBlue 165 PS (121 kW) Stage 6 HDT 6-speed manual	Available	Available	Available	Available
2.0L TDCi Ford EcoBlue 165 PS (121 kW) Stage 6 HDT 10-speed automatic	Not Available	Available	Available	Available

L2 = Medium wheelbase, L3 = Long wheelbase, L4 = Long wheelbase extended length. H2 = Medium Roof, H3 = High Roof. RWD = Rear-wheel drive.

Available



L2 H2



L3 H2



L3 H3



L4 H3

SPECIFICATIONS

GET THE MOST FROM YOUR NEW FORD

We want to help you get the most from your new Ford. And to do that, you need to know how much it is designed to safely carry, both in terms of payload and load volume. Your Transit Centre can provide professional advice on important specification aspects, and help to find the right van for your budget and business needs.

The Ford Transit Minibus is designed to carry cargo – and lots of it.

Choosing a new van is an important decision with lots of factors to be considered. While some aspects, like selecting the most appropriate derivative, identifying the intended primary use and determining load box size are relatively simple, others, such as calculating payload are more complex.

Payload capacity

To calculate payload, you need to know two things: the vehicle's gross vehicle mass (GVM) and its kerb mass.

GVM is the maximum permissible weight of the vehicle when loaded and ready to go – that includes the weight of the vehicle itself, ancillaries, driver and crew (assuming the industry standard weight of 75 kg/person), fluids, fuel tank 90% full (1 litre of diesel = approximately 0.85 kg), optional and aftermarket equipment, and cargo.

For simplicity, Ford Transit models are designated according to their GVM. For example, a 280 has a GVM of c. 2,800 kg; and a 300 has a GVM of c. 3,000 kg.

Kerb mass is the weight of a standard-specification Leader series vehicle, including fluids and fuel tank 90% full, but without the driver, crew or cargo.

Payload is the difference between the two.

Gross vehicle mass minus kerb mass = payload

So to help you choose the right vehicle for your needs, here are some more detailed explanations about the factors that can influence a vehicle's payload. These include, but are not limited to:

Driver and crew

We calculate the weight of the driver and crew based on the industry-standard weight of 75 kg/person. Remember that the driver and crew are not included in the kerb mass figure, so when a driver or crew boards the vehicle, its payload will be reduced accordingly.

Factory-fitted options

Most factory-fitted options will affect a vehicle's payload. For example, air conditioning can add approximately 18 kg to a vehicle's weight, and therefore reduce its payload accordingly.

However, specifying a single front passenger seat in lieu of the standard dual seat will reduce the vehicle's weight by approximately 12 kg, and increase its payload by the same amount. Your Transit Centre will be able to tell you what features can add or reduce your vehicle's kerb mass and by how much.

Series

All kerb masses quoted in this brochure are for standard-specification Leader series models, unless otherwise stated. Trend and Limited series models will generally weigh more than Leader series due to the increased level of features and equipment.

Manufacturing tolerances

Variations in manufacturing and production processes mean that no two vehicles are likely to weigh exactly the same.

Accessories and aftermarket conversions

It is important to think carefully about what you add to your vehicle after you take delivery. Any accessories fitted or aftermarket conversions to the vehicle may adversely affect its payload. Please speak to your Transit Centre for more information and advice.

If payload is critical to your business, or if you plan to carry cargo at, or close to, the vehicle's maximum capacity, your Transit Centre can help. Using their specialist expertise and knowledge, they can advise you on the exact specification of vehicle required to meet your individual business needs.

Configure your van to suit your job

Ford Commercial Vehicles are available with a wide range of standard and optional features. Your Transit Centre can help you ensure that you specify the right vehicle features for your specific business needs, including technical items to aid aftermarket fitment of specialist equipment or conversion.

Note Technical information for vehicle converters can be found online via the Body and Equipment Mounting Manual @etis.ford.com go to >information >>vehicle conversions.

SPECIFICATIONS

WEIGHTS AND LOADS

	Gross vehicle mass (kg)	Kerb mass (kg)♦	Front axle plated mass (kg)	Front axle kerb mass (kg)	Rear axle plated mass (kg)	Rear axle kerb mass (kg)	Axle ratio	Max. GTM (kg)
350 L2 H2 MINIBUS (11+1 SEATS)								
2.0L TDCi Ford EcoBlue 130 PS (96 kW) Stage 6 HDT 6-speed manual	3500	2709	1750	1374	2100	1335	3.73	3500
2.0L TDCi Ford EcoBlue 165 PS (121 kW) Stage 6 HDT 6-speed manual	3500	2709	1750	1374	2100	1335	3.73	3500
410 L3 H2 MINIBUS (14+1 SEATS)								
2.0L TDCi Ford EcoBlue 130 PS (96 kW) Stage 6 HDT 6-speed manual	4100	2980	1850	1452	2500	1528	3.73	5700
2.0L TDCi Ford EcoBlue 165 PS (121 kW) Stage 6 HDT 6-speed manual	4100	2980	1850	1452	2500	1528	3.73	6000
2.0L TDCi Ford EcoBlue 165 PS (121 kW) Stage 6 HDT 10-speed automatic	4100	3018	1850	1490	2500	1528	3.73	7000
410 L3 H3 MINIBUS (14+1 SEATS)								
2.0L TDCi Ford EcoBlue 130 PS (96 kW) Stage 6 HDT 6-speed manual	4100	3025	1850	1463	2500	1562	3.73	5700
2.0L TDCi Ford EcoBlue 165 PS (121 kW) Stage 6 HDT 6-speed manual	4100	3025	1850	1463	2500	1562	3.73	6000
2.0L TDCi Ford EcoBlue 165 PS (121 kW) Stage 6 HDT 10-speed automatic	4100	3063	1850	1501	2500	1562	3.73	7000
460 L4 H3 MINIBUS (17+1 SEATS)								
2.0L TDCi Ford EcoBlue 130 PS (96 kW) Stage 6 HDT 6-speed manual	4600	3339	1850	1396	3120	1943	3.73	5550*
2.0L TDCi Ford EcoBlue 165 PS (121 kW) Stage 6 HDT 6-speed manual	4600	3339	1850	1396	3120	1943	3.73	5600*
2.0L TDCi Ford EcoBlue 165 PS (121 kW) Stage 6 HDT 10-speed automatic	4600	3377	1850	1434	3120	1943	3.73	7000*

♦Kerb mass is affected by many factors such as bodystyles, engines and options. It is the weight of a standard-specification Leader vehicle (different series will have different kerb masses), including fluids and fuel tank 90% full, but without the driver (75 kg), crew or cargo. Payload within this guide is the difference between gross vehicle mass (GVM) and kerb mass with a further 75 kg deduction for the weight of the driver. It must be noted that actual weight will always be subject to manufacturing tolerances which may result in payload variations between this guide and actual weight. For customers intending to load vehicle close to maximum payload, we suggest you also add a margin for error of 5% of kerb mass to the kerb mass figure before calculation, to reduce risk of overloading. **NB:** It is the responsibility of the vehicle operator to ensure their vehicles are legally compliant for road use. Consult your Ford Commercial Vehicle Dealer for more information. *Max GTM figure quoted for 16+1 seats, towing unavailable with 17+1 seats. **L2** = Medium wheelbase (only available in the UK), **L3** = Long wheelbase, **L4** = Long wheelbase extended length, **H2** = Medium roof, **H3** = High roof.

STYLING AND APPEARANCE

	Leader	Trend	Limited
WHEELS			
Steel – 16"x6½ wheels (fitted with P235/65 R16C tyres)* (L2 only)	■	■	—
Steel – 16"x6½ wheels (fitted with 235/65 R16C tyres)* (L3 only)	■	■	—
Steel – 16"x6 wheels, dual rear wheels, wheel covers on front wheels (fitted with 195/75 R16 tyres)* (L4 460 series only)	■	■	■
Alloy – 16"x6½, 5-spoke with locking wheel nuts (fitted with 235/65 R16C tyres)* (not available on L4)	—	□	■
Wheel covers – Half caps (excludes dual rear wheels)	■	—	—
Wheel covers – Full (excludes dual rear wheels)	—	■	—
Spare – Full-size steel with tool kit (standard with dual rear wheels)	■/□	■/□	■/□
Tyre inflator kit	■	■	■
DESIGN FEATURES			
Body – H2 (Medium Roof) (not available on L4)	■	■	■
Body – H3 (High Roof) includes rear passenger overhead shelves (standard on L4 and not available on L2)	■/□	■/□	■/□
Door mirrors – Power-foldable, electrically-operated and heated	■	■	■
Bodyside mouldings – Wide, self colour	■	■	■
Front bumper – Self colour	■	■	—
Front bumper – Body colour upper, self colour lower	—	—	■
Rear bumper – Self colour with integrated step	■	■	■
Door handles – Self colour	■	■	■
Cargo door handle – Self colour	■	■	■
Front grille – Self colour	■	■	—
Front grille – Self colour with Chrome surround	—	—	■
Mudflaps – Front	□	□	□
Mudflaps – Rear	■	■	■
Tinted glass – Complete	■	—	—
Rear privacy glass	□	■	■

*The wheel you choose will be fitted with the tyre size noted, but no choice of tyre brand is available. ¹⁾Safety feature, ²⁾Driver Assistance feature. **L2** = Medium wheelbase, **L3** = Long wheelbase, **L4** = Long wheelbase extended length.

SPECIFICATIONS

	Leader	Trend	Limited
OPTION PACKS			
Driver Assistance Pack 6: – Adaptive Cruise Control – Pre-Collision Assist with Intersection Assist ¹⁾ – Lane-Keeping Aid ²⁾ and Lane-Keeping Alert ²⁾ (requires manual transmission) – Lane-Centring Assist (requires automatic transmission) – Predictive Speed Assist – Front and Rear Parking Sensors – Side Park Aid (includes outer front and rear parking sensors) – Front fog lights – Rear centre high-mounted LED downlighter – 360 camera – Reverse Brake Assist ¹⁾ – Blind Spot Information System with Cross Traffic Alert and Trailer Coverage – Power-foldable, electrically-operated and heated door mirrors – 12" touchscreen display with Ford SYNC 4, DAB radio, 5G embedded modem, wireless smartphone connection and embedded navigation	<div></div>	<div></div>	<div></div>
PAINT			
Paint – Solid	<div></div>	<div></div>	<div></div>
Paint – Metallic	<div></div>	<div></div>	<div></div>

*The wheel you choose will be fitted with the tyre size noted, but no choice of tyre brand is available. ¹⁾Safety feature, ²⁾Driver Assistance feature. L2 = Medium wheelbase, L3 = Long wheelbase, L4 = Long wheelbase extended length.

STYLING AND APPEARANCE

	Leader	Trend	Limited
DRIVER ASSISTANCE			
Speed Limiter – 100 km/h (62 mph)	<div></div>	<div></div>	<div></div>
Trailer Sway Control (TSC) ¹⁾ (activated with Ford trailer tow attachments)	<div></div>	<div></div>	<div></div>
Lane-Keeping Aid and Lane-Keeping Alert ²⁾ (requires transmission only)	<div></div>	<div></div>	<div></div>
Lane-Keeping Aid, Lane-Keeping Alert and Lane-Centering Assist ²⁾ (requires automatic transmission)	<div></div>	<div></div>	<div></div>
Pre-Collision Assist with Intersection Assist ¹⁾	<div></div>	<div></div>	<div></div>
Predictive Speed Assist	<div></div>	<div></div>	<div></div>
Adaptive Cruise Control with Lane Centering and Stop & Go	<div></div>	<div></div>	<div></div>

DRIVING EXPERIENCE

	Leader	Trend	Limited
Intelligent Speed Assist ²⁾	<div></div>	<div></div>	<div></div>
Acceleration Control	<div></div>	<div></div>	<div></div>
Wrong Way Alert ²⁾	<div></div>	<div></div>	<div></div>
Clear Exit Assist ¹⁾	<div></div>	<div></div>	<div></div>
Blind Spot Information System with Cross Traffic Alert and Trailer Coverage ²⁾ (includes trailer tow functionality if specified with trailer tow attachments)	<div></div>	<div></div>	<div></div>
Front and Rear Parking Sensors	<div></div>	<div></div>	<div></div>
Side Park Aid (includes outer front and rear parking sensors)	<div></div>	<div></div>	<div></div>
360-degree camera (front, side and rear)	<div></div>	<div></div>	<div></div>
EXTERIOR LIGHTING			
Headlights – Halogen projector headlights containing daytime running lights	<div></div>	<div></div>	<div></div>
Headlights – Bi-xenon headlights containing LED daytime running lights	<div></div>	<div></div>	<div></div>
Headlights – Quad beam	<div></div>	<div></div>	<div></div>
Headlights – Static cornering	<div></div>	<div></div>	<div></div>
Headlights – Automatic on/off	<div></div>	<div></div>	<div></div>
Headlights – Daytime running lights	<div></div>	<div></div>	<div></div>
Downlighting – Centre high-mounted LED	<div></div>	<div></div>	<div></div>
Fog lights – Front	<div></div>	<div></div>	<div></div>
Fog lights – Rear	<div></div>	<div></div>	<div></div>
Roof marker lights (DRW only)	<div></div>	<div></div>	<div></div>
Side marker lights (L4 only)	<div></div>	<div></div>	<div></div>
SUSPENSION			
Front, independent MacPherson struts, linear rate coil springs, stabiliser bar, gas-pressurised shock absorbers and rear leaf springs	<div></div>	<div></div>	<div></div>

L4 = Long wheelbase extended length. DRW = Dual rear wheels. ¹⁾Safety feature, ²⁾Driver Assistance feature.

SPECIFICATIONS

DRIVING EXPERIENCE

COMFORT AND CONVENIENCE

	Leader	Trend	Limited
INSTRUMENTS AND CONTROLS			
Tyre Pressure Monitoring System (TPMS) ¹⁾	■	■	■
Smart Tachograph	□	□	□
Reverse Gear Alarm	□	□	□

L4 = Long wheelbase extended length. **DRW** = Dual rear wheels. ¹⁾Safety feature, ²⁾Driver Assistance feature.

PERFORMANCE AND EFFICIENCY

	Leader	Trend	Limited
INSTRUMENTS AND CONTROLS			
Battery – Cold start (-20°C)	■	■	■
Battery – Twin Improved Flooded (IF), cold start (-29°C)	□	□	□
Battery – Twin H8 AGM deep cycle battery (heavy-duty battery)	■	■	■
Ford Power starter button	—	■	■
Ford KeyFree System with Ford Power starter button	—	□	□
TECHNOLOGY			
Water in fuel filter sensor	■	■	■
RPM Speed Controller (requires manual transmission)	□	□	—

	Leader	Trend	Limited
INTERIOR CONVENIENCE			
Rear-view mirror	■	■	■
Digital Rear View Mirror	□	□	□
Overhead console	■	■	■
Bottle holder – Twin, 2-litre bottle capacity, facia-mounted	■	■	■
Driver’s sunglasses holder	—	■	■
Glovebox – With lid and A4 file storage capability	■	—	—
Glovebox – Lockable, with lid and A4 file storage capability	□/■	■	■
Power point socket – 2 x 12 V (located on instrument panel and in stowage bin)	■	■	■
Power point socket – 12 V (located in rear)	□	□	□
Console Ashtray	□	□	□
Storage – Front door map pockets	■	■	■
Storage – Driver’s side, storage compartment on facia top	■	■	■
Rear overhead shelving (Standard on L4, Optional on L3)	■/□	■/□	■/□
AUDIO AND COMMUNICATION SYSTEMS			
12" touchscreen display with Ford SYNC 4, DAB radio, 5G embedded modem, and wireless smartphone connection	■	■	■
Embedded navigation	■	■	■
Six speakers	■	■	■
Emergency Assistance*	■	■	■
Roof-mounted fin antenna	■	■	■

Note: The Bluetooth® word mark and logos are owned by the Bluetooth SIG, Inc. and any use of such marks by Ford Motor Company Limited and its associated companies is under licence. Other trademarks and trade names are those of their respective owners. *Ford Emergency Assistance is an innovative SYNC feature that uses a Bluetooth®-paired and connected mobile phone to help vehicle occupants initiate a direct call to the local Communications Centre, following a vehicle crash event involving an airbag deployment or fuel pump shut off. The feature operates in more than 40 European countries and regions. **L2** = Medium wheelbase, **L3** = Long wheelbase, **L4** = Long wheelbase extended length.

SPECIFICATIONS

COMFORT AND CONVENIENCE

	Leader	Trend	Limited
CLIMATE CONTROL			
Air conditioning – Electronic Automatic Temperature Control (EATC)	<input checked="" type="checkbox"/> / <input checked="" type="checkbox"/>	<input checked="" type="checkbox"/>	<input checked="" type="checkbox"/>
Air conditioning – Rear, including front air conditioning (ducted through individual passenger vents from overhead shelves on H3)	<input type="checkbox"/>	<input checked="" type="checkbox"/>	<input checked="" type="checkbox"/>
Heater – Recirculation	<input checked="" type="checkbox"/>	<input checked="" type="checkbox"/>	<input checked="" type="checkbox"/>
Heater – Positive Thermal Co-efficient (PTC)	<input checked="" type="checkbox"/>	<input checked="" type="checkbox"/>	<input checked="" type="checkbox"/>
Heater – Programmable fuel-fired electronic auxiliary heater switch	<input type="checkbox"/>	<input type="checkbox"/>	<input type="checkbox"/>
INTERIOR LIGHTING			
Courtesy lights – Header-mounted, front with theatre dimming and map-reading lights	<input checked="" type="checkbox"/>	<input checked="" type="checkbox"/>	<input checked="" type="checkbox"/>
Courtesy lights – Rear seat, with theatre dimming	<input checked="" type="checkbox"/>	<input checked="" type="checkbox"/>	<input checked="" type="checkbox"/>
Passenger compartment lights	<input checked="" type="checkbox"/>	<input checked="" type="checkbox"/>	<input checked="" type="checkbox"/>
Configurable interior lighting/battery saver – 10 minutes	<input checked="" type="checkbox"/>	<input checked="" type="checkbox"/>	<input checked="" type="checkbox"/>
Configurable interior lighting/battery saver – 30 minutes	<input type="checkbox"/>	<input type="checkbox"/>	<input type="checkbox"/>
SEATING			
Front seats – Single driver and single passenger seat	<input checked="" type="checkbox"/>	<input checked="" type="checkbox"/>	<input checked="" type="checkbox"/>
Front seats – Single driver and dual passenger seats	<input type="checkbox"/>	<input type="checkbox"/>	<input type="checkbox"/>
Driver's seat – Manual 4-way (fore/aft, recline, height and tilt) with armrest	<input checked="" type="checkbox"/>	<input checked="" type="checkbox"/>	<input checked="" type="checkbox"/>
Driver's seat – Manual 4-way (fore/aft, recline, height, tilt and lumbar) with armrest	—	<input checked="" type="checkbox"/>	<input checked="" type="checkbox"/>
Driver's seat – Manual 4-way auto-heated (fore/aft, recline, height, tilt and lumbar) with armrest	—	<input type="checkbox"/>	<input type="checkbox"/>
Driver's seat – Power 10-way auto-heated (fore/aft, recline, height, tilt, and lumbar) with armrest	—	<input type="checkbox"/>	<input type="checkbox"/>
Front passenger's seat – Dual	<input type="checkbox"/>	<input type="checkbox"/>	<input type="checkbox"/>
Front passenger's seat – Dual, auto-heated	<input type="checkbox"/>	<input type="checkbox"/>	<input type="checkbox"/>
Front passenger's seat – Single, manual (fore/aft)	<input checked="" type="checkbox"/>	<input checked="" type="checkbox"/>	<input checked="" type="checkbox"/>
Front passenger's seat – Single, manual 4-way (fore/aft; recline; height; and tilt)	<input type="checkbox"/>	—	—
Front passenger's seat – Single, manual 4-way auto-heated (fore/aft; recline; height; and tilt)	<input type="checkbox"/>	—	—
Front passenger's seat – Single, manual 4-way auto-heated (fore/aft; recline; height; tilt; and lumbar) with armrest	—	<input type="checkbox"/>	<input type="checkbox"/>
Rear 2-way head restraint (not available with Martur® seating)	<input checked="" type="checkbox"/> /	<input checked="" type="checkbox"/>	<input checked="" type="checkbox"/>

COMFORT AND CONVENIENCE

	Leader	Trend	Limited
Rear seats – Second row dual seats (L2 and L3 only on Leader)	<input checked="" type="checkbox"/> /	<input checked="" type="checkbox"/>	<input checked="" type="checkbox"/>
Rear seats – Third row single and dual seats (L2 and L3 only on Leader)	<input checked="" type="checkbox"/>	<input checked="" type="checkbox"/>	<input checked="" type="checkbox"/>
Rear seats – Fourth row bench (standard on L2, optional on L3)	<input checked="" type="checkbox"/> / <input type="checkbox"/>	<input checked="" type="checkbox"/> / <input type="checkbox"/>	<input checked="" type="checkbox"/> / <input type="checkbox"/>
Rear seats – Fourth row single and dual seats (standard on L3, and L4 Trend and Limited)	<input checked="" type="checkbox"/>	<input checked="" type="checkbox"/>	<input checked="" type="checkbox"/>
Rear seats – Fifth row single and dual seats (L4 460 only)	—	<input checked="" type="checkbox"/>	<input checked="" type="checkbox"/>
Rear seats – Sixth row quad seats (L4 460 only)	—	<input checked="" type="checkbox"/>	<input checked="" type="checkbox"/>
Rear seats – Nine seat positions (standard on L2 and optional on L3)	<input checked="" type="checkbox"/> / <input type="checkbox"/>	<input checked="" type="checkbox"/> / <input type="checkbox"/>	<input checked="" type="checkbox"/> / <input type="checkbox"/>
Rear seats – Twelve seat positions (standard on L3)	<input checked="" type="checkbox"/> / <input type="checkbox"/>	<input checked="" type="checkbox"/> / <input type="checkbox"/>	<input checked="" type="checkbox"/> / <input type="checkbox"/>
Rear seats – Fifteen seat positions (standard on L4 460 series)	<input checked="" type="checkbox"/>	<input checked="" type="checkbox"/>	<input checked="" type="checkbox"/>
Rear seats – Recline with fixed armrests (not available on last row quad seating)	—	<input checked="" type="checkbox"/>	<input checked="" type="checkbox"/>
Rear seats – Manual recliner	—	<input checked="" type="checkbox"/>	<input checked="" type="checkbox"/>
INSTRUMENTS AND CONTROLS			
Electric power-assisted steering (EPAS)	<input checked="" type="checkbox"/>	<input checked="" type="checkbox"/>	<input checked="" type="checkbox"/>
Steering column – Rake- and reach-adjustable	<input checked="" type="checkbox"/>	<input checked="" type="checkbox"/>	<input checked="" type="checkbox"/>
Wipers – Front, rain-sensing	<input checked="" type="checkbox"/>	<input checked="" type="checkbox"/>	<input checked="" type="checkbox"/>
Wipers – Rear with auto reverse wipe and electric wash (not available with wide opening rear doors)	<input checked="" type="checkbox"/>	<input checked="" type="checkbox"/>	<input checked="" type="checkbox"/>
Steering wheel – Heated	<input type="checkbox"/>	<input type="checkbox"/>	<input type="checkbox"/>
Gearshift knob – Moulded	<input checked="" type="checkbox"/>	<input checked="" type="checkbox"/>	—
Gearshift knob – Leather-trimmed (manual transmission only)	—	—	<input checked="" type="checkbox"/>
Parking brake – Mechanical (Standard on L3 with manual transmission and L4 only)	<input checked="" type="checkbox"/>	<input checked="" type="checkbox"/>	<input checked="" type="checkbox"/>
Parking brake – Electric (Standard on L2, and L3 with automatic transmission only)	<input checked="" type="checkbox"/>	<input checked="" type="checkbox"/>	<input checked="" type="checkbox"/>
Windows – Electrically-operated front with one-touch lowering on driver's side	<input checked="" type="checkbox"/>	<input checked="" type="checkbox"/>	<input checked="" type="checkbox"/>
Windows – Rear, heated	<input checked="" type="checkbox"/>	<input checked="" type="checkbox"/>	<input checked="" type="checkbox"/>

Note: The Bluetooth® word mark and logos are owned by the Bluetooth SIG, Inc. and any use of such marks by Ford Motor Company Limited and its associated companies is under licence. Other trademarks and trade names are those of their respective owners. *Ford Emergency Assistance is an innovative SYNC feature that uses a Bluetooth®-paired and connected mobile phone to help vehicle occupants initiate a direct call to the local Communications Centre, following a vehicle crash event involving an airbag deployment or fuel pump shut off. The feature operates in more than 40 European countries and regions. L2 = Medium wheelbase, L3 = Long wheelbase, L4 = Long wheelbase extended length.

SPECIFICATIONS

COMFORT AND CONVENIENCE

SAFETY AND SECURITY

	Leader	Trend	Limited
TECHNOLOGY			
Standard – 75 litres	<div></div>	<div></div>	<div></div>
Extended range single fuel tank – 95 litres (L3 and L4 only)	<div></div>	<div></div>	<div></div>
Ford Easy Fuel capless refuelling system (all nozzles)	<div></div>	<div></div>	<div></div>
Ford Easy Fuel capless refuelling system with misfuel inhibit	<div></div>	<div></div>	<div></div>
Quickclear heated windscreen	<div></div>	<div></div>	<div></div>
Auto Start-Stop system	<div></div>	<div></div>	<div></div>

Note: The Bluetooth® word mark and logos are owned by the Bluetooth SIG, Inc. and any use of such marks by Ford Motor Company Limited and its associated companies is under licence. Other trademarks and trade names are those of their respective owners. *Ford Emergency Assistance is an innovative SYNC feature that uses a Bluetooth®-paired and connected mobile phone to help vehicle occupants initiate a direct call to the local Communications Centre, following a vehicle crash event involving an airbag deployment or fuel pump shut off. The feature operates in more than 40 European countries and regions. **L2** = Medium wheelbase, **L3** = Long wheelbase, **L4** = Long wheelbase extended length.

SAFETY AND SECURITY

	Leader	Trend	Limited
SAFETY			
Anti-lock braking system (ABS) ¹⁾ , with electronic brake-force distribution (EBD) ¹⁾	<div></div>	<div></div>	<div></div>
Electronic Stability Control (ESC) ¹⁾	<div></div>	<div></div>	<div></div>
Curve Control ¹⁾	<div></div>	<div></div>	<div></div>
Hill Start Assist (HSA) ²⁾	<div></div>	<div></div>	<div></div>
Load Adaptive Control (LAC) ¹⁾	<div></div>	<div></div>	<div></div>
Emergency Brake Assist (EBA) ¹⁾	<div></div>	<div></div>	<div></div>
Emergency Brake Warning (automatic activation of hazard warning lights under heavy braking) ²⁾	<div></div>	<div></div>	<div></div>
Reverse Brake Assist ¹⁾	<div></div>	<div></div>	<div></div>
Roll Stability Control (RSC) ¹⁾	<div></div>	<div></div>	<div></div>
Airbag – Driver’s ¹⁾	<div></div>	<div></div>	<div></div>

	Leader	Trend	Limited
Airbag – Front passenger’s♦ (includes passenger’s airbag deactivation function ¹⁾)	<div></div>	<div></div>	<div></div>
Airbag – Front side and curtain airbags ¹⁾	<div></div>	<div></div>	<div></div>
Seat belts – black, 3-point diagonal inertia reel (all seats) ¹⁾	<div></div>	<div></div>	<div></div>
Seat belt reminder – Driver and passenger	<div></div>	<div></div>	<div></div>
First aid kit	<div></div>	<div></div>	<div></div>
SECURITY			
Alarm – Perimeter	<div></div>	<div></div>	<div></div>
Immobiliser – Safeguard Passive Anti-Theft System (PATS) (insurance-approved Category 2 immobiliser)	<div></div>	<div></div>	<div></div>
Locks – Power central locking	<div></div>	<div></div>	<div></div>
Locks – Remote control central locking with 1 key fob	<div></div>	<div></div>	<div></div>
Locks – Remote control central locking with 2 key fobs	<div></div>	<div></div>	<div></div>
Locks – Configurable unlocking 2-stage unlocking*	<div></div>	<div></div>	<div></div>
Locks – Configurable unlocking independent driver’s door unlocking*	<div></div>	<div></div>	<div></div>
Locks – Audio mis-lock feedback, audible signal if a door is ajar when locking activated	<div></div>	<div></div>	<div></div>
Locks – Audio mis-lock feedback, audible signal if a door is ajar when locking activated, with slam lock	<div></div>	<div></div>	<div></div>
Locks – Auto locking on drive-away	<div></div>	<div></div>	<div></div>
Locks – Auto locking on drive-away doors automatically lock at 8 km/h (5 mph)	<div></div>	<div></div>	<div></div>
Locks – Key-operated bonnet release	<div></div>	<div></div>	<div></div>
Fleet key	<div></div>	<div></div>	<div></div>

*For details of the configurations available please consult your Ford Dealer. **Note:** Configurable locking must be defined at the time of order, it cannot be ordered as a Dealer-fitted option or accessory. ♦**Note:** A rear-facing child seat should never be placed in the front passenger seat when the Ford vehicle is equipped with an operational front passenger’s airbag. ¹⁾ Safety feature, ²⁾Driver Assistance feature.

SPECIFICATIONS

UTILITY

	Leader	Trend	Limited
BODY			
Doors – Passenger’s side sliding glazed doors with step (fitted with Emergency Release Hammer)	<input checked="" type="checkbox"/>	<input checked="" type="checkbox"/>	<input checked="" type="checkbox"/>
Doors – Glazed rear doors, hinged for 180º opening, positive stop at 90º	<input checked="" type="checkbox"/>	<input checked="" type="checkbox"/>	<input checked="" type="checkbox"/>
Doors – 270º glazed rear cargo doors with wash/wipe (L3 and L4 only)	<input type="checkbox"/>	<input type="checkbox"/>	<input type="checkbox"/>
Doors – Power-slide side doors (L3 and L4 only)	<input type="checkbox"/>	<input type="checkbox"/>	<input type="checkbox"/>
Power Step – Passenger’s side load door	<input checked="" type="checkbox"/>	<input checked="" type="checkbox"/>	<input checked="" type="checkbox"/>
Side windows – Second row, passenger’s side fixed	<input checked="" type="checkbox"/>	<input checked="" type="checkbox"/>	<input checked="" type="checkbox"/>
Side windows – Second row, driver’s side slide-opening	<input checked="" type="checkbox"/>	<input checked="" type="checkbox"/>	<input checked="" type="checkbox"/>
Side windows – Third row driver and passenger’s side, fixed	<input checked="" type="checkbox"/>	<input checked="" type="checkbox"/>	<input checked="" type="checkbox"/>
Side windows – Fourth row, driver and passenger’s side, fixed (L3 only)	<input checked="" type="checkbox"/>	<input checked="" type="checkbox"/>	<input checked="" type="checkbox"/>
Side windows – Fourth row, driver and passenger’s side, flip-opening (L4 only)	<input checked="" type="checkbox"/>	<input checked="" type="checkbox"/>	<input checked="" type="checkbox"/>
Rear window protection grille (L2 and L3 only)	<input type="checkbox"/>	<input type="checkbox"/>	<input type="checkbox"/>
CARPET AND TRIM			
Floor covering – Full-length, easy-clean rubber	<input checked="" type="checkbox"/>	<input checked="" type="checkbox"/>	<input checked="" type="checkbox"/>
Headlining – Full-length, moulded	<input checked="" type="checkbox"/>	<input checked="" type="checkbox"/>	<input checked="" type="checkbox"/>
Certification	<input checked="" type="checkbox"/>	<input checked="" type="checkbox"/>	<input checked="" type="checkbox"/>
Vehicle Identification Number – Visible	<input checked="" type="checkbox"/>	<input checked="" type="checkbox"/>	<input checked="" type="checkbox"/>
Instruments and controls	<input checked="" type="checkbox"/>	<input checked="" type="checkbox"/>	<input checked="" type="checkbox"/>
Gearshift Indicator light	<input checked="" type="checkbox"/>	<input checked="" type="checkbox"/>	<input checked="" type="checkbox"/>
EXTERIOR FUNCTIONAL			
Tow bar with Trailer Sway Control (TSC) ¹⁾ and 13-pin electrics (tachograph may be required) (not available with 18 seats)	<input type="checkbox"/>	<input type="checkbox"/>	<input type="checkbox"/>
Rear window ladder (H3 High Roof only) (requires 180 degree rear cargo doors)	<input type="checkbox"/>	<input type="checkbox"/>	<input type="checkbox"/>

L2 = Medium wheelbase, L3 = Long wheelbase, L4 = Long wheelbase extended length. ¹⁾Safety feature.

FORD ACCESSORIES

OUTDOOR LIFESTYLE

	Partnumber	Bus M2
OUTDOOR LIFESTYLE		
ARB* Cargo Organizer large	2 616 000	↗
ARB* Camping Chair with carry bag, black and beige	2 615 988	↗
ARB* Camping Table with carry bag, aluminium	2 615 990	↗
ARB* Jump Starter with power pack, portable, 12v	2 618 911	↗

TRANSPORTATION

	Partnumber	Bus M2
TOW BARS		
Brink®* Fixed Tow Bar	Various	↗
JAEGER automotive GmbH* Electrical Kit for Tow Bar 13 pin connector	Various	↗
REAR TRANSPORTATION		
Mottez* Ski & Snowboard Carrier tow bar mounted	2 483 279	↗

TRANSPORTATION

	Partnumber	Bus M2
ROOF TRANSPORTATION		
Q-Top® (Q-Tech)* Get-Up Telescopic Ladder with 6 steps	2 582 973	↗
Q-Top® (Q-Tech)* Storage Bracket for get-up telescopic ladder	2 582 975	↗
Q-Top® (Q-Tech)* Ladder Stop Set for roof gallery, universal	1 913 407	↗
Q-Top® (Q-Tech)* Roof Base Carrier with single roof crossbar	2 539 259	↗
Q-Top® (Q-Tech)* Roof Base Carrier with set of 2 roof crossbars	2 539 261	↗
Q-Top® (Q-Tech)* Roof Base Carrier with set of 3 roof crossbars	2 539 263	↗
Thule®* Roof Box	Various	↗
Thule®* Roof Ski Carrier	Various	↗
Thule®* Roof Kayak Carrier	2 527 029	↗
Thule®* Roof Bike Carrier	Various	↗
G3* Roof Box	Various	↗
INTERIOR TRANSPORTATION SYSTEMS		
Umbrella Holder	1 524 823	↗
4pets®* Caree Transport Box	2 460 886	↗
LOAD COMPARTMENT ACCESSORIES		
Foldable Transport Box	2 470 827	↗
Foldable Organizer Box	2 470 825	↗

Please note that this overview does not show the complete range of products available. For further accessories and more information please visit www.ford-accessories.co.uk.

*The identified accessories are carefully selected third party supplier branded accessories and may have different warranty conditions, the details of which can be obtained from your Ford Dealer.

↗ Available — Not available

FORD ACCESSORIES

PROTECTION

	Partnumber	Bus M2
INTERIOR PROTECTION		
Rubber Floor Mats front, black, manual transmission	Various	↗
EXTERIOR PROTECTION		
Rear Window Protection Guard for cargo doors	1838 135	↗
K&K* Marten Repellent	Various	↗

SAFETY & SECURITY

	Partnumber	Bus M2
SAFETY PRODUCTS		
Brigade®* Reverse Warning Device	Various	↗

SAFETY & SECURITY

	Partnumber	Bus M2
ROADSIDE ASSISTANCE		
Lifehammer* Window Cleaner All-Season XXL, with extendable handle	2 471 674	↗
Lifehammer* Life Hammer Evolution, automatic	2 471 504	↗
First Aid Kit	Various	↗
Premium Safety Pack	2 311 429	↗
Kalff* First Aid Kit	Various	↗
Kalff* Premium Safety Pack	Various	↗
CHILD SAFETY		
Britax Römer® Child Seat	Various	↗

COMFORT

	Partnumber	Bus M2
COMFORT PRODUCTS		
Digital Rear View Mirror	Various	↗
Wiring Harness Digital Rear View Mirror	Various	↗
Dashboard Camera for integration with Ford SYNC®3/SYNC®4	2 730 087	↗

Please note that this overview does not show the complete range of products available. For further accessories and more information please visit www.ford-accessories.co.uk.

*The identified accessories are carefully selected third party supplier branded accessories and may have different warranty conditions, the details of which can be obtained from your Ford Dealer.

↗ Available — Not available

FORD ACCESSORIES

COMFORT

	Partnumber	Bus M2
COMFORT PRODUCTS		
Garmin®* Dashboard Camera 66W	2 489 135	↗
Coat Hanger with docking unit, matt black	2 448 529	↗
Air Purifier	2 485 741	↗
ACV* Sleeping Headrest black PVC leather with silver piping	2 520 207	↗
ClimAir®* Wind Deflectors for front door windows, transparent	2 104 599	↗
ClimAir®* Wind Deflectors for front door windows, black	1 856 561	↗

INFOTAINMENT

	Partnumber	Bus M2
OTHER INFOTAINMENT ACCESSORIES		
Bury* POWERMOUNT System	Various	↗

WHEELS

	Partnumber	Bus M2
WHEEL ACCESSORIES		
Wheel Cover 16"	2 040 066	↗
Locking Wheel Nuts Kit for alloy wheels	2 221 666	↗
Center Cap blue, with Ford logo	1 429 118	↗
Center Cap black, with Ford lettering	5 642 902	↗

Wheel size depends on the original wheel size ordered for your vehicle. For further details, please contact your Ford dealer.

STYLING

	Partnumber	Bus M2
BODY DESIGN		
Ford Licence Plate Holder black, with blue Ford logo and white "BRING ON TOMORROW" lettering	Various	↗

Please note that this overview does not show the complete range of products available. For further accessories and more information please visit www.ford-accessories.co.uk.


*The identified accessories are carefully selected third party supplier branded accessories and may have different warranty conditions, the details of which can be obtained from your Ford Dealer.

↗ Available — Not available

FORD ONLINE ACCESSORY CATALOGUE

Full product information and additional accessories are available in the Online Accessory Catalogue.

Read more



Ford and BP – working together to
reduce fuel consumption and emissions.

BOOK A TEST DRIVE TODAY

The best way to get acquainted with the capabilities and possibilities offered by the Transit Minibus range is with a test drive.

Book yours today, and your local Ford Dealer will be happy to assist you as soon as possible.

Contact us now

CONFIGURE THE VEHICLE THAT’S RIGHT FOR YOU

Visit our Build & Price section now

Build & Price

Illustrations, descriptions and specifications. This catalogue was correct at the time of going to print. However, Ford policy is one of continuous product development. The right is reserved to change specifications, colours and recommended prices of the models and items illustrated and described in this publication at any time. For the latest details always consult your Ford Dealer. **Optional equipment.** Throughout this publication, wherever a feature is described as being an 'Option' or 'Option Fitment/Pack' etc, you should assume that it will be at extra cost to the base vehicle, unless specifically stated to the contrary. All models and colour combinations are subject to availability. **Note.** Some images portrayed are of a pre-production model and/or are computer generated, therefore, the design/features on the final version of the vehicle may differ in various respects. In addition, some of the features shown on the vehicles may be optional. **Note.** This brochure contains both original Ford accessories as well as a range of products from our suppliers. Fitment of accessories may have an impact on your vehicle's fuel consumption. **+** The identified accessories are carefully selected third party supplier branded accessories which do not come with a Ford warranty but are covered by the third party supplier's own warranty, the details of which can be obtained from your Ford Dealer. **Note.** The Bluetooth® word mark and logos are owned by the Bluetooth SIG, Inc. and any use of such marks by Ford Motor Company is under licence. The iPod word mark and logos are the property of Apple Inc. Other trademarks and trade names are those of their respective owners. **Note.** Some driver assistance features and safety features described in this brochure are designed to function using sensors, whose performance may be affected under certain weather or environmental conditions.

The Government fuel figures do not express or imply any guarantee of the fuel consumption of any particular vehicle. The vehicles themselves have not been tested and there are inevitably differences between individual vehicles of the same model. In addition, a vehicle may incorporate particular modifications. Furthermore, the driver's style and road and traffic conditions, as well as the extent to which the vehicle has been driven and the standard of maintenance, will affect its fuel consumption. **Insurance groups** are only as recommended by the Association of British Insurers. You should always consult your insurance adviser for confirmation.

Ford One Call

In the unlikely event that your Ford Dealer can't help you or if you need to speak to us directly, call 0203 564 4444

Ford Rental – local service nationwide

Car and Van rental from our latest model range. Contact your local Ford Dealer for more information

Ford Motability

Call our Ford Motability team on 0345 6040019

Finance

Ford Credit Customer Services 0345 712 5490.
Ford Lease Customer Services 0344 600 1405
Calls to 0344 and 0345 numbers are charged at the same rate as a standard 01 or 02 geographic number, even when calling from a mobile.